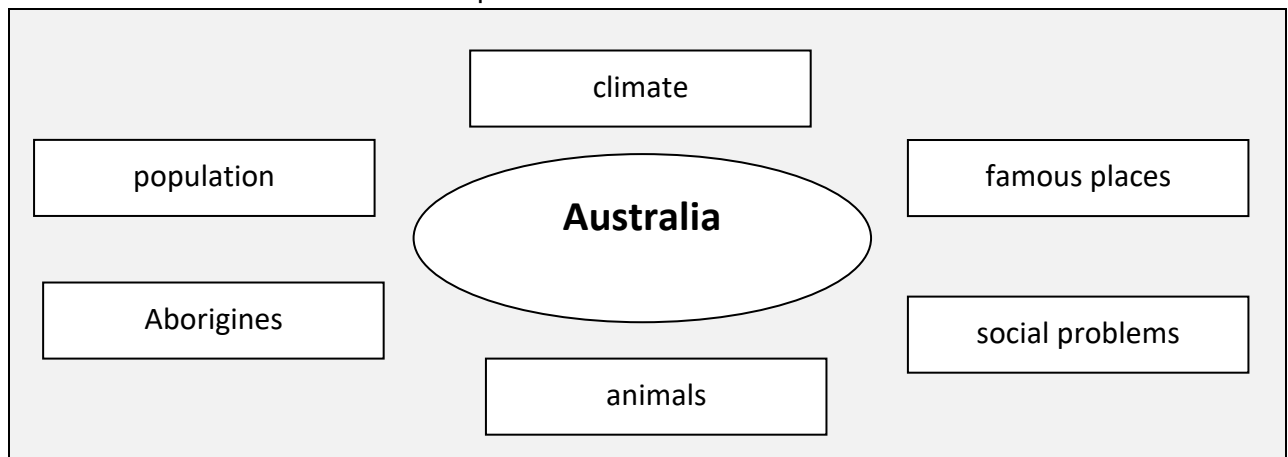


1 Australia

Topic-based Talk: Task



Topic-based Talk: Interlocutor Frame (für die prüfende Lehrkraft)

Australia

1. Hand out the candidate's sheet.

2. Read out the instructions.

Your topic is 'Australia'. Here are boxes with different aspects.

You have to talk about three of them.

First you have 90 seconds to look at the boxes and to make notes if you wish.

Start when you are ready. Talk for about 2 minutes.

3. Wait 90 seconds. Then ask the candidate to start.

Please start now.

4. Let the candidate talk.

5. Ask one or two of the following questions ONLY if:

→ the candidate doesn't say anything.

→ you need to elicit more language.

- Who are the Australians?

- Life for Aborigines isn't easy. Why?

- Are there dangerous animals in Australia?

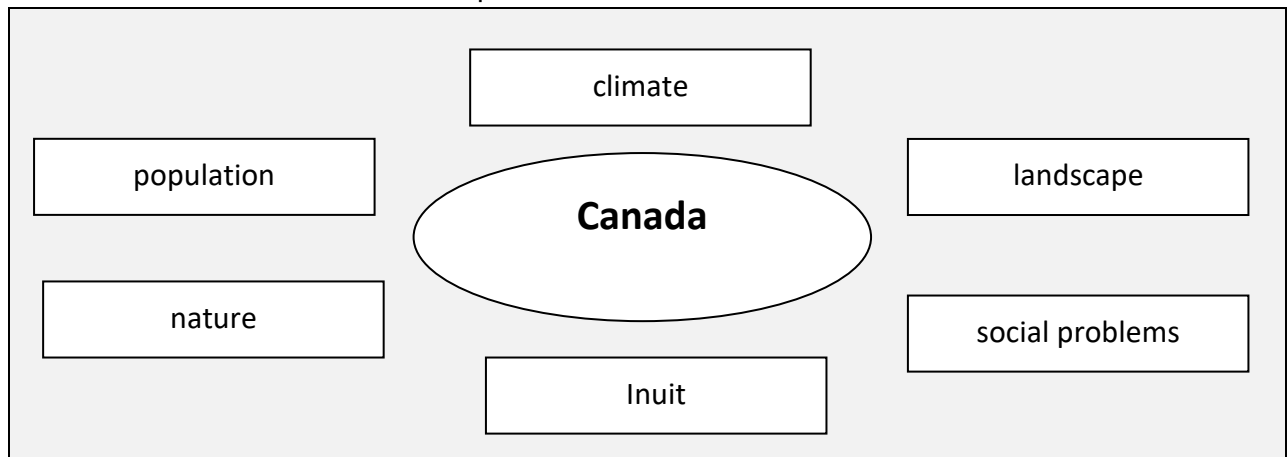
- Would you like to spend your holidays in Australia? Why? Why not?

6. Signal the end of this part of the examination after 2 minutes.

Thank you. That's the end of this task.

2 Canada

Topic-based Talk: Task

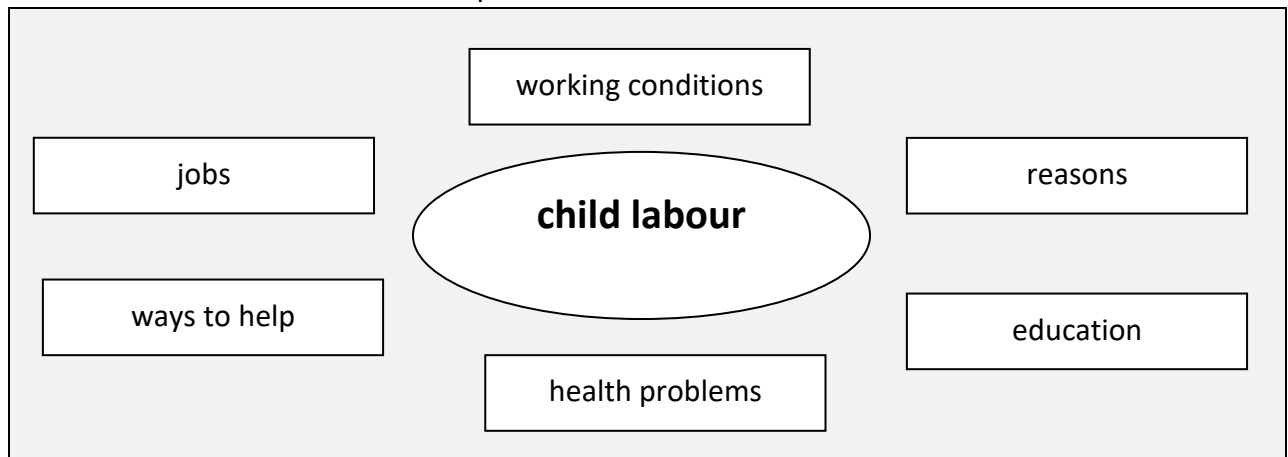


Topic-based Talk: Interlocutor Frame (für die prüfende Lehrkraft)

Canada
<ol style="list-style-type: none">1. Hand out the candidate's sheet.2. Read out the instructions.<p>Your topic is 'Canada'. Here are boxes with different aspects. You have to talk about <u>three</u> of them. First you have 90 seconds to look at the boxes and to make notes if you wish. Start when you are ready. Talk for about 2 minutes.</p>3. Wait 90 seconds. Then ask the candidate to start.<p>Please start now.</p>4. Let the candidate talk.5. Ask one or two of the following questions ONLY if:<ul style="list-style-type: none">→ the candidate doesn't say anything.→ you need to elicit more language.<ul style="list-style-type: none">- Name some parts of the world people have been emigrating to Canada.- Life for Inuit people isn't easy. Why?- What's the difference between the western and the eastern part of Canada?- Would you like to live in Canada? Why? / Why not?6. Signal the end of this part of the examination after 2 minutes.<p>Thank you. That's the end of this task.</p>

3 Child labour

Topic-based Talk: Task



Topic-based Talk: Interlocutor Frame (für die prüfende Lehrkraft)

child labour

1. Hand out the candidate's sheet.

2. Read out the instructions.

Your topic is 'child labour'. Here are boxes with different aspects.

You have to talk about three of them.

First you have 90 seconds to look at the boxes and to make notes if you wish.

Start when you are ready. Talk for about 2 minutes.

3. Wait 90 seconds. Then ask the candidate to start.

Please start now.

4. Let the candidate talk.

5. Ask one or two of the following questions ONLY if:

→ the candidate doesn't say anything.

→ you need to elicit more language.

- Tell me something about the situation of children in Germany.

- What could you and your family do against child labour?

- What are your job plans for the future?

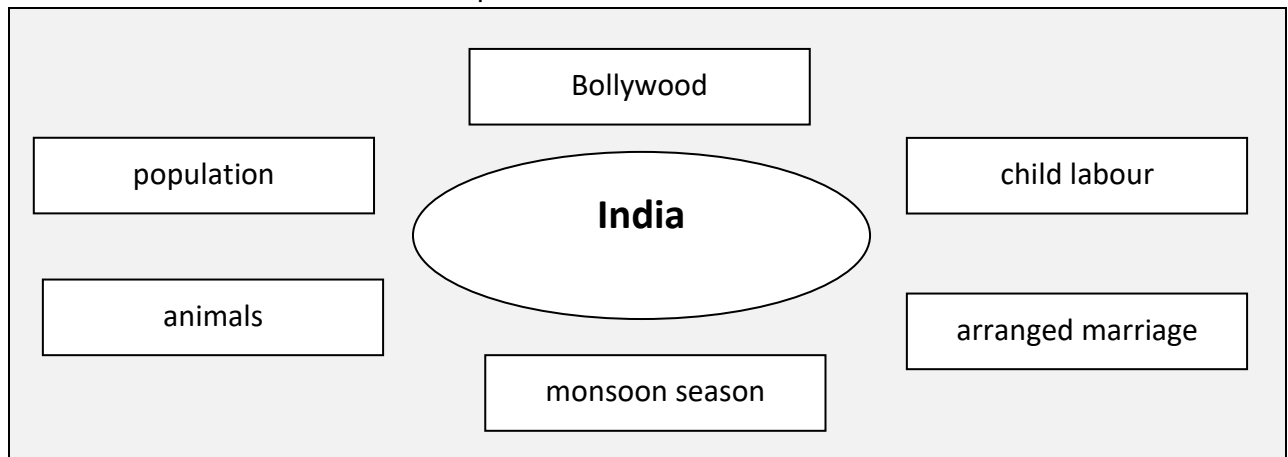
- What should an ideal workplace be like?

6. Signal the end of this part of the examination after 2 minutes.

Thank you. That's the end of this task.

4 India

Topic-based Talk: Task

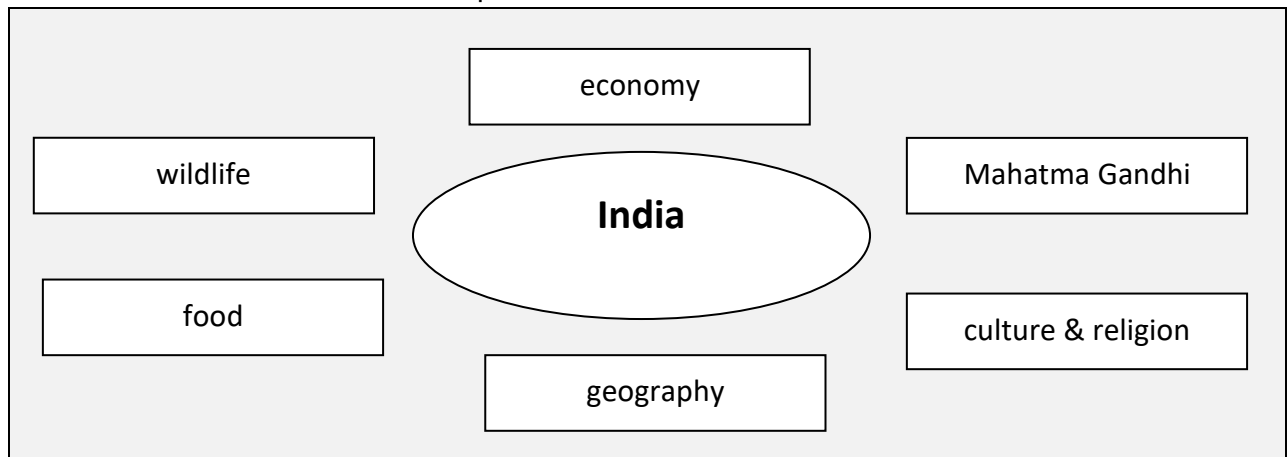


Topic-based Talk: Interlocutor Frame (für die prüfende Lehrkraft)

India
<ol style="list-style-type: none">1. Hand out the candidate's sheet.2. Read out the instructions.<p>Your topic is 'India'. Here are boxes with different aspects. You have to talk about <u>three</u> of them. First you have 90 seconds to look at the boxes and to make notes if you wish. Start when you are ready. Talk for about 2 minutes.</p>3. Wait 90 seconds. Then ask the candidate to start.<p>Please start now.</p>4. Let the candidate talk.5. Ask one or two of the following questions ONLY if:<ul style="list-style-type: none">→ the candidate doesn't say anything.→ you need to elicit more language.<ul style="list-style-type: none">- How is life different for Indian teenagers compared to your life?- How do you find a partner in India?- Telle me something about city/village life in India.- Would you like to travel to India? Why? / Why not?6. Signal the end of this part of the examination after 2 minutes.<p>Thank you. That's the end of this task.</p>

5 India (2)

Topic-based Talk: Task

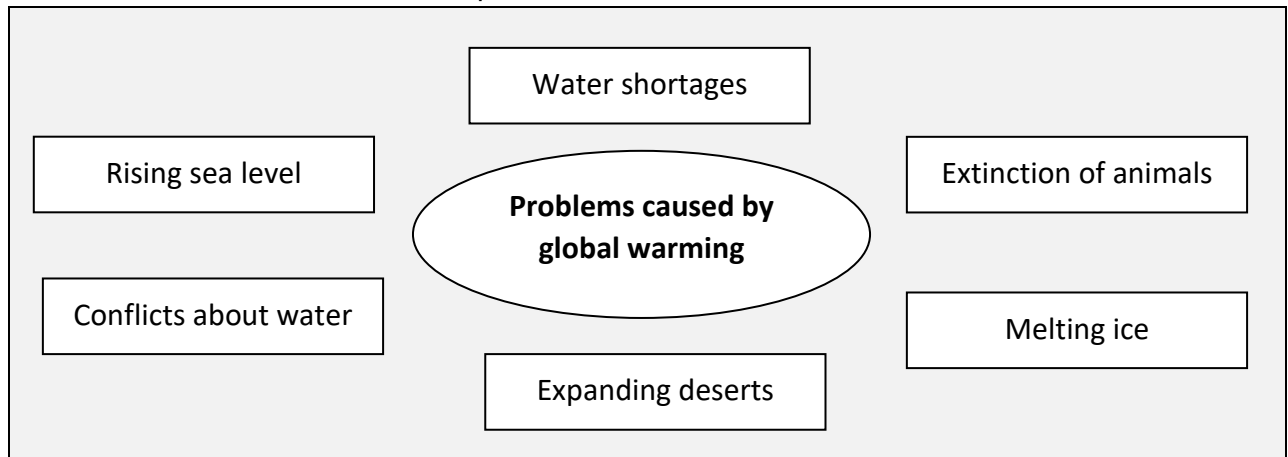


Topic-based Talk: Interlocutor Frame (für die prüfende Lehrkraft)

India
<ol style="list-style-type: none">Hand out the candidate's sheet.Read out the instructions.<p>Your topic is 'India'. Here are boxes with different aspects. You have to talk about <u>three</u> of them. First you have 90 seconds to look at the boxes and to make notes if you wish. Start when you are ready. Talk for about 2 minutes.</p>Wait 90 seconds. Then ask the candidate to start.<p>Please start now.</p>Let the candidate talk.Ask one or two of the following questions ONLY if:<ul style="list-style-type: none">→ the candidate doesn't say anything.→ you need to elicit more language.<ul style="list-style-type: none">- Which places in India would you like to visit and why?- Gandhi is a role model for many people. Why?- India is famous for its film and steel industry. Tell us about them.- Can you imagine living in India? Why? / Why not?Signal the end of this part of the examination after 2 minutes.<p>Thank you. That's the end of this task.</p>

6 Problems caused by global warming

Topic-based Talk: Task



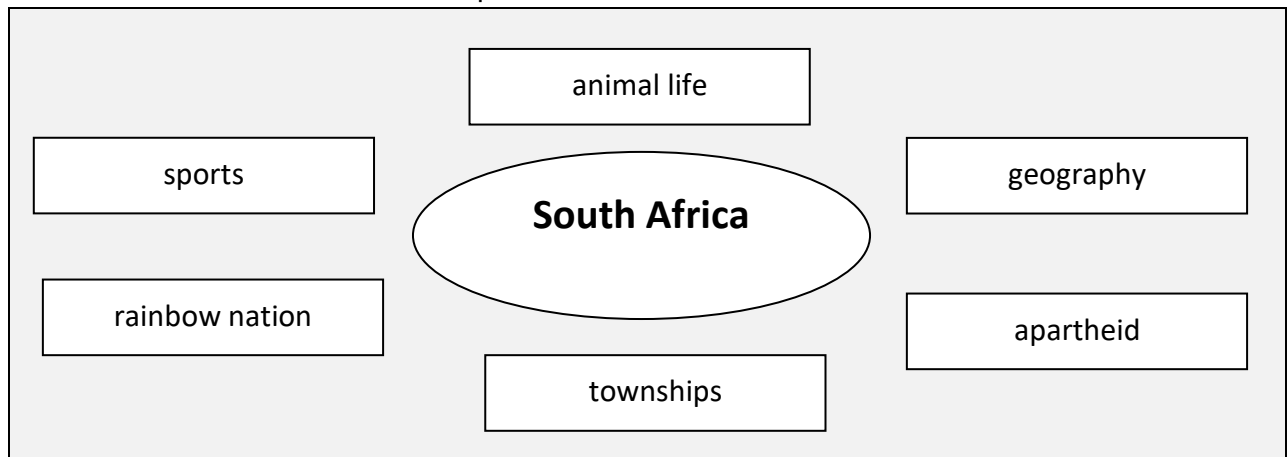
Topic-based Talk: Interlocutor Frame

Problems caused by global warming

1. **Hand out the candidate's sheet.**
2. **Read out the instructions.**
Your topic is 'Problems caused by global warming'.
Here are boxes with different aspects.
You have to talk about three of them.
First you have 90 seconds to look at the boxes and to make notes if you wish.
Start when you are ready. Talk for about 2 minutes.
3. **Wait 90 seconds. Then ask the candidate to start.**
Please start now.
4. **Let the candidate talk.**
5. **Ask one or two of the following questions ONLY if:**
→ the candidate doesn't say anything.
→ you need to elicit more language.
 - Why do some countries consume more energy than others?
 - How could you save energy?
 - Would you like to live next to a wind farm? Why? / Why not?
 - What are the effects of tourism on the environment?
6. **Signal the end of this part of the examination after 2 minutes.**
Thank you. That's the end of this task.

7 South Africa

Topic-based Talk: Task



Topic-based Talk: Interlocutor Frame

South Africa

1. Hand out the candidate's sheet.

2. Read out the instructions.

Your topic is 'South Africa'. Here are boxes with different aspects.

You have to talk about three of them.

First you have 90 seconds to look at the boxes and to make notes if you wish.

Start when you are ready. Talk for about 2 minutes.

3. Wait 90 seconds. Then ask the candidate to start.

Please start now.

4. Let the candidate talk.

5. Ask one or two of the following questions ONLY if:

→ the candidate doesn't say anything.

→ you need to elicit more language.

- What important event took place in SA in 2010?

- What do you expect to see during a visit in Kruger National Park?

- Do you know some facts about Nelson Mandela?

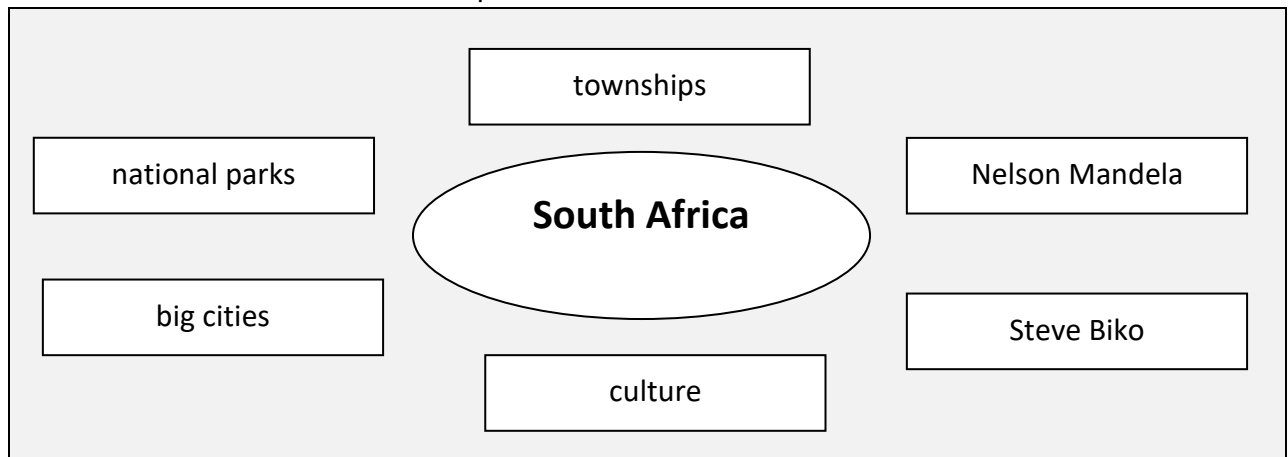
- What is life like in a big city in SA? eg. Cape Town

6. Signal the end of this part of the examination after 2 minutes.

Thank you. That's the end of this task.

8 South Africa (2)

Topic-based Talk: Task



Topic-based Talk: Interlocutor Frame

South Africa

1. Hand out the candidate's sheet.

2. Read out the instructions.

Your topic is 'South Africa'. Here are boxes with different aspects.

You have to talk about three of them.

First you have 90 seconds to look at the boxes and to make notes if you wish.

Start when you are ready. Talk for about 2 minutes.

3. Wait 90 seconds. Then ask the candidate to start.

Please start now.

4. Let the candidate talk.

5. Ask one or two of the following questions ONLY if:

→ the candidate doesn't say anything.

→ you need to elicit more language.

- Would you like to visit South Africa? Why/Why not?

- What was the political situation like until 1994?

- What is the situation now for young people?

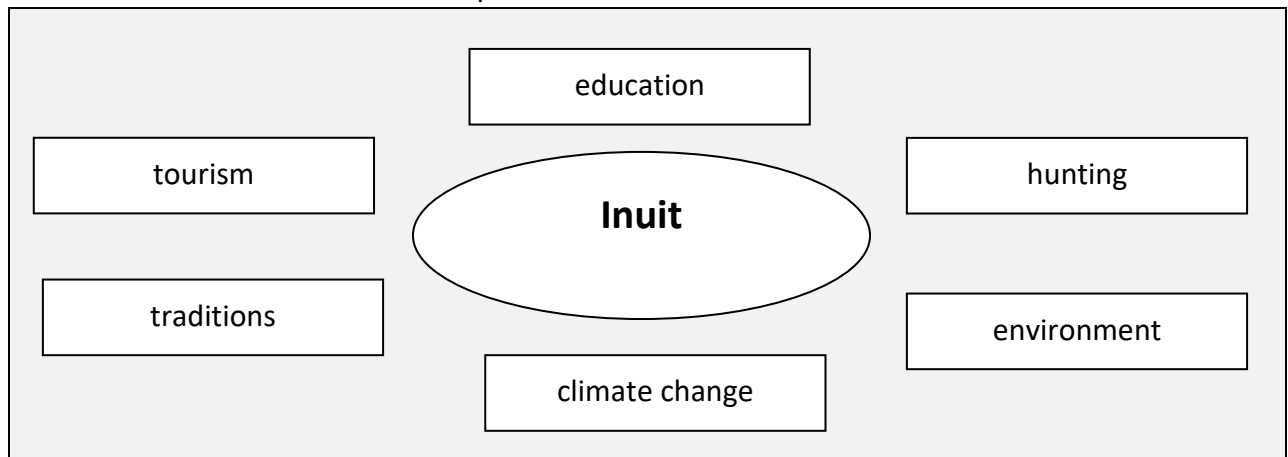
- What do you think about non-violent protests?

6. Signal the end of this part of the examination after 2 minutes.

Thank you. That's the end of this task.

9 Inuit

Topic-based Talk: Task

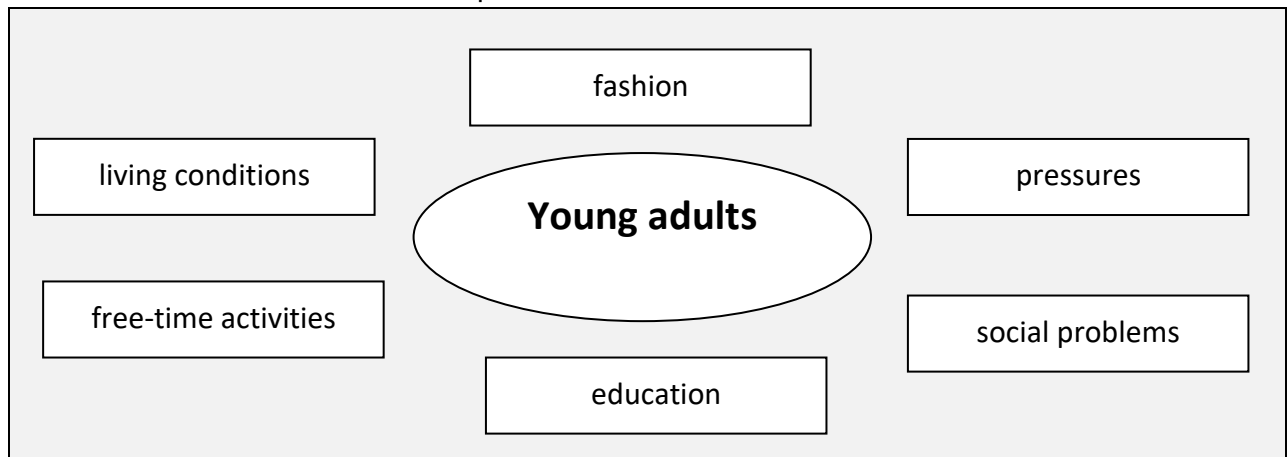


Topic-based Talk: Interlocutor Frame (für die prüfende Lehrkraft)

Inuit
<ol style="list-style-type: none">1. Hand out the candidate's sheet.2. Read out the instructions.<p>Your topic is "Inuit". Here are boxes with different aspects. You have to talk about <u>three</u> of them. First you have 90 seconds to look at the boxes and to make notes if you wish. Start when you are ready. Talk for about 2 minutes.</p>3. Wait 90 seconds. Then ask the candidate to start.<p>Please start now.</p>4. Let the candidate talk.5. Ask one or two of the following questions ONLY if:<ul style="list-style-type: none">→ the candidate doesn't say anything.→ you need to elicit more language.<ul style="list-style-type: none">- Why is climate change a big problem for the animals?- Describe the seasons in their region.- Would you like to live like an Inuit? Why? / Why not?- What are the effects of tourism on the Inuit culture?6. Signal the end of this part of the examination after 2 minutes.<p>Thank you. That's the end of this task.</p>

10 Young adults

Topic-based Talk: Task



Topic-based Talk: Interlocutor Frame (für die prüfende Lehrkraft)

Young adults

1. Hand out the candidate's sheet.

2. Read out the instructions.

Your topic is 'Young adults'. Here are boxes with different aspects.

You have to talk about three of them.

First you have 90 seconds to look at the boxes and to make notes if you wish.

Start when you are ready. Talk for about 2 minutes.

3. Wait 90 seconds. Then ask the candidate to start.

Please start now.

4. Let the candidate talk.

5. Ask one or two of the following questions ONLY if:

→ the candidate doesn't say anything.

→ you need to elicit more language.

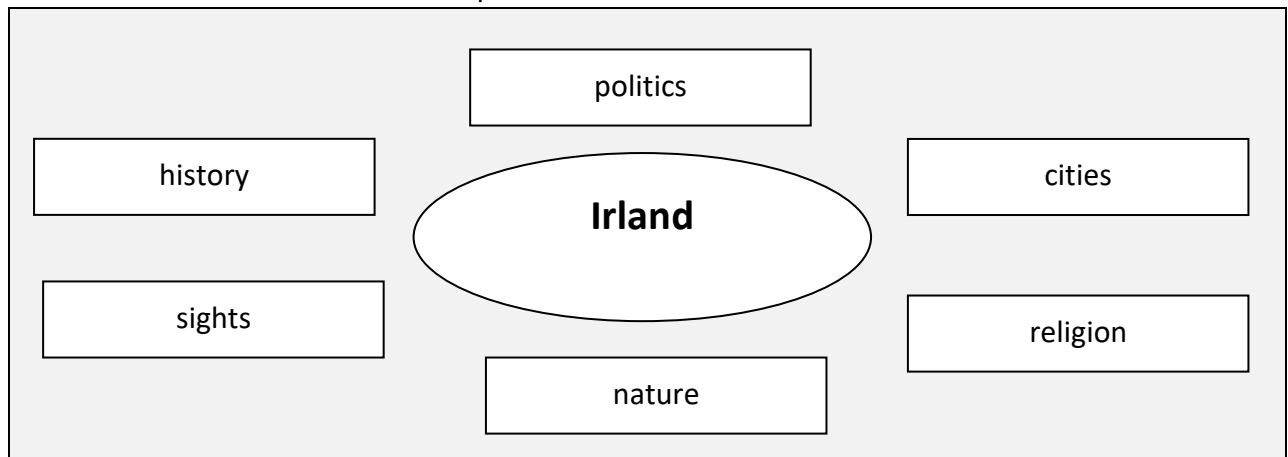
- What do you know about conditions for young people in Britain?
- When are young people in Britain allowed to get a driving license?
- What's the difference between school in Britain and school in Germany?
- Is it easy for young people to afford a car of their own?

6. Signal the end of this part of the examination after 2 minutes.

Thank you. That's the end of this task.

11 Ireland

Topic-based Talk: Task



Topic-based Talk: Interlocutor Frame (für die prüfende Lehrkraft)

Ireland
<ol style="list-style-type: none">Hand out the candidate's sheet.Read out the instructions.<p>Your topic is 'Ireland'. Here are boxes with different aspects. You have to talk about <u>three</u> of them. First you have 90 seconds to look at the boxes and to make notes if you wish. Start when you are ready. Talk for about 2 minutes.</p>Wait 90 seconds. Then ask the candidate to start.<p>Please start now.</p>Let the candidate talk.Ask one or two of the following questions ONLY if:<ul style="list-style-type: none">→ the candidate doesn't say anything.→ you need to elicit more language.<ul style="list-style-type: none">- Why are ghost stories so popular in Ireland?- Which sights would you like to visit?- Would you like to play rugby? Why? / Why not?- What are the effects of tourism on the environment?Signal the end of this part of the examination after 2 minutes.<p>Thank you. That's the end of this task.</p>